




TUTTI - ALL

MODELLI / MODELS
MODULA

MODELLI / MODELS
MODULA HD







MODULA

IDROPULTRICI STAZIONARIE PROFESSIONALI AD ACQUA FREDDA
PROFESSIONAL STATIONARY COLD WATER HIGH PRESSURE CLEANERS

MODULA - IDROPULTRICI STAZIONARIE PROFESSIONALI AD ACQUA FREDDA

- Pompe a bielle con pistoni in ceramica e testata in ottone
- Motore 1450 rpm
- Motore ad alto rendimento
- Protezione termica motore
- Sistema di protezione dell'accoppiamento alberi motore-pompa (SJ)
- Total stop ritardato (TSD) per i modelli Modula
- Controllo macchina ACDS per modelli HD
- Controllo perdite per modelli HD
- Spegnimento automatico per mancanza d'uso dopo 20 min per modelli HD
- LED segnalazione «macchina pronta» e «anomalia» per modelli HD
- Memorizzazione del tempo di utilizzo della macchina con segnalazione led al raggiungimento del periodo di manutenzione programmata per modelli HD
- Copertura metallica in acciaio AISI 430
- Giunto girevole (swivel) per modelli HD
- Manometro
- Filtro acqua ispezionabile
- Tubo alta pressione da m 10 per modelli Modula e 15 m per modelli Modula HD
- Predisposizione per avvolgitubo (optional)
- Predisposizione per vaschetta acqua alimentazione (optional)
- Triplex plunger pump with three brass head
- 1450 rpm motor
- High efficiency motor
- Motor thermal protection
- Motor/pump coupling protection with special lubricant retention system (SJ)
- Delayed total stop (TSD) on Modula
- (ACDS) Advanced Control Delayed Stop on models HD
- Micro leakage control on models HD
- Automatic shutdown if idle for more than 20 min on models HD
- Warning LED "machine ready" and "malfunction" on models HD
- Hour counter device with service alert warning led on models HD
- Metal frame with AISI 430 cover
- High pressure Swivel Gun on models HD
- Pressure gauge
- Easy to inspect water filter
- 10 m high pressure hose on models Modula and 15 m on models Modula HD
- Hose reel (optional)
- Predisposed for optional water tank with floating-valve








ACCESSORI IN DOTAZIONE / SUPPLIED ACCESSORIES

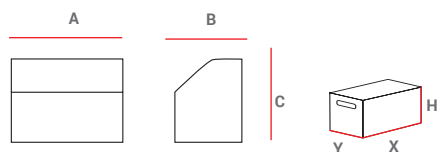
		N°	MOD.	COD.	DESCRIZIONE - DESCRIPTION
1	MODULA HD 160-180-200	01AC422	Idropistola con Semilancia e swivel (in M22 out M22) Spray gun with Semilance and swivel (in M22 out M22)		
2	MODULA 130-150-200	01AC418	Idropistola con Semilancia (in M22 out M22) Spray gun with Semilance (in M22 out M22)		
3	Tutti - All	01AC319	Lancia l=50 cm (in M22 out 1/4"F) Lance l=50 cm (in M22 out 1/4"F)		
4	130/10	I50276	Ugello 1/4" M 25035 Nozzle 1/4" M 25035		
	200/15	I50284	Ugello 1/4" M 25045 Nozzle 1/4" M 25045		
	160/15 - 180/15	I50216	Ugello 1/4" M 2505 Nozzle 1/4" M 2505		
	180/18	I50307	Ugello 1/4" M 2506 Nozzle 1/4" M 2506		
5	MODULA 130-150	01AC401	Tubo A.P. l=10 m R1 - 5/16" M22 - M22 H.P. hose l=10 m R1 - 5/16" M22 - M22		
	MODULA 200/15	01AC398	Tubo A.P. l=10 m R2 - 5/16" M22 - M22 H.P. hose l=10 m R2 - 5/16" M22 - M22		
	MODULA HD 160 180/18	01AC381	Tubo A.P. l=15 m R1 - 5/16" M22 - M22 H.P. hose l=15 m R1 - 5/16" M22 - M22		
	MODULA HD 200/15	01AC425	Tubo A.P. l=15 m R2 - 5/16" M22 - M22 H.P. hose l=15 m R2 - 5/16" M22 - M22		
6	Tutti - All		Chiave Key		

ACCESSORI A RICHIESTA/ ACCESSORIES ON DEMAND

AVVOLGITUBO HOSE REEL	KIT UGELLO ROTANTE TURBO TURBO NOZZLE KIT	CONTROLLO REMOTO REMOTE CONTROL
		
Mod. Tutti-All Cod. 01AC443	Mod. Tutti-All Lancia-Lance (70 cm) Cod. 01AC514	Mod. Modula HD kit controllo remoto con 15 m di cavo Remote control kit with 15 m power cord Cod. 01AC441
	Mod. 160/15 Ugello-Nozzle (05) Cod. 01AC296	
	Mod. 130/10 Ugello-Nozzle (035) Cod. 01AC293	
	Mod. 150/15 - 200/15 Ugello-Nozzle (045) Cod. 01AC295	
	Mod. 180/18 Ugello-Nozzle (06) Cod. 01AC348	

MODULA - IDROPULTRICI STAZIONARIE PROFESSIONALI AD ACQUA FREDDA PROFESSIONALE STATIONARY COLD WATER HIGH PRESSURE CLEANERS

KIT GUARNIZIONI POMPA PER ALTA TEMPERATURA PUMP SEALS FOR HIGH TEMPERATURE	PIEDINI ANTIVIBRANTI RUBBER FEET	SUPPORTI SUPPORTS
		
Mod. Modula HD 15 e 20 lt Cod. B.PMVR00193	Piedini antivibranti per installazione a terra o su ripiano <i>Rubber feet for shelf or floor installation</i> Cod. B.KTSP00013	Mod. Tutti - All supporto inox - <i>stainless-steel support</i> Cod. 01AC446 1
Mod. Modula HD 18 lt Cod. B.PMVR00194		Mod. Tutti - All ripiano inox - <i>stainless-steel shelf</i> Cod. B.CRDS00815 2
		Mod. Tutti - All piastra aggancio rapido a parete - <i>bracket for quick mounting on wall</i> Cod. B.CRDS00814 3
UNITA' RISCALDANTE HEATING UNIT	SUPPORTO INOX STAINLESS STEEL RACK	
		
Vedi pag 81 - See page 81	Mod. Tutti - All Cod. 01AC510	



PESI E DIMENSIONI MACCHINA WEIGHTS AND DIMENSIONS MACHINE					IMBALLO PACKAGING			
MOD	A	B	C	Netto/Net	X	Y	H	Lordo/Gross
	[mm]	[mm]	[mm]	[kg]	[mm]	[mm]	[mm]	[kg]
MODULA 130/10	560	460	360	43	600	400	520	45
MODULA 150/15	560	460	360	47	600	400	520	49
MODULA 200/15	560	460	360	50	600	400	520	52
MODULA HD 160/15	560	460	360	55	600	400	520	57
MODULA HD 180/18	560	460	360	65	600	400	520	67
MODULA HD 200/15	560	460	360	65	600	400	520	67

		130/10	150/15	200/15	160/15 HD	180/18 HD	200/15 HD
codice - code		● 01PF73	● 01PF74	● 01PF75	● 01PF76	● 01PF77	● 01PF78
pressione mas. - pressure max.	[bar] [MPa - psi]	130 13-1.880	150 15-2.180	200 20-2.900	160 16-2.300	180 18-2.600	200 20-2.900
portata mas. - flow rate max.	[lt/h]	600	900	900	900	1.080	900
pompa - pump		IP E2	IP E2	IP E2	IP 47	IP 47	IP 47
sistema di arresto - stop system		TSD	TSD	TSD	ACDS	ACDS	ACDS
rotazione pompa - speed pump	[rpm]	1.450	1.450	1.450	1.450	1.450	1.450
potenza assorbita max - max. absorbed power	[Kw]	3	4,7	6,5	5	7,2	7,2
alimentazione - supply voltage	[V - ph - Hz]	230-1-50	400-3-50	400-3-50	400-3-50	400-3-50	400-3-50
massima temp. aliment. - max. inlet temp.	[°C]	40	40	40	40	40	40